

## Załącznik 1.










## Załącznik 2.



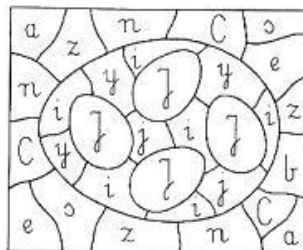

j J




j

J

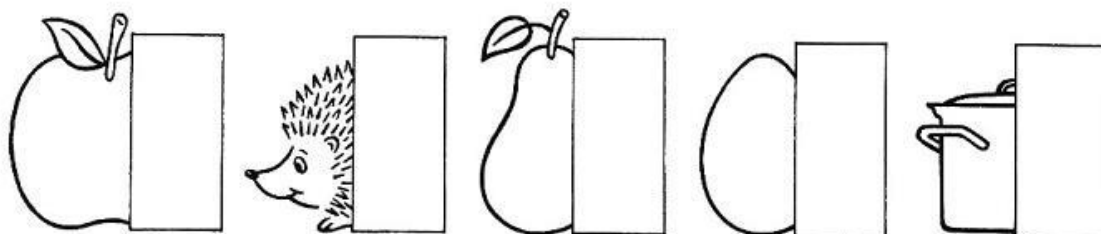
1. Pokoloruj pola z literami: i, j, y na żółto; b, n, s na niebiesko; c, z na czerwono; a, e na zielono. Ile jajek jest na obrazku?



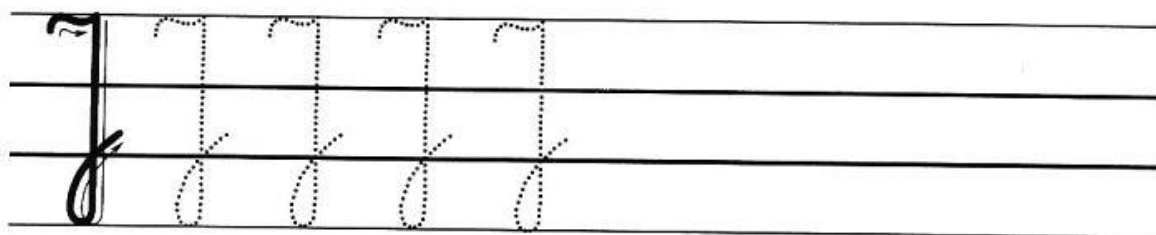
2. Odszukaj wielkie litery **J** i napisz je po śladzie. Jakiego koloru użyjesz?



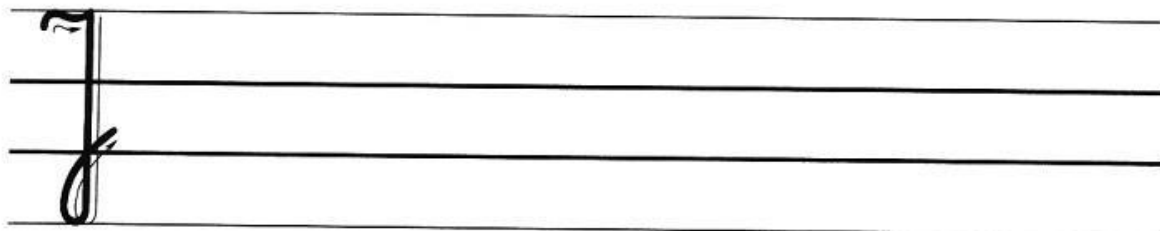
3. Napisz wielką literę **J** w okienkach obok obrazków, których nazwa zaczyna się głoseką „j”.



4. Napisz mazakiem wielkie litery **J**.



5. Pisz wielkie litery **J**.





Handwriting practice for the letter 'r'. The first row shows a solid 'r' on a four-line grid. The second row shows a dashed 'r' for tracing. The third row shows another dashed 'r' for tracing.

Handwriting practice for the letter 'l'. The first row shows a solid 'l' on a four-line grid. The second row shows a dashed 'l' for tracing. The third row shows another dashed 'l' for tracing.

## Załącznik 3.